



**PANOLA COUNTY**

PREPARED FOR:  
**TOMMY EARLE**

Presented By:  
David Carter  
(903) 291-8305

[dcarter@cliffordpower.com](mailto:dcarter@cliffordpower.com)



**CLIFFORD**  
POWER

**YOUR PARTNER IN  
DEPENDABLE POWER**

## Planned Maintenance (PM) Agreement

Clifford Power System, Inc ("CPS") agrees to provide Panola County ("Customer"), located at 110 S. Sycamore Carthage, TX 75633, and Customer agrees to accept and pay for, parts and service necessary to perform periodic Planned Maintenance ("PM") of ("Equipment").

### Payment Schedule

Year	Apr	May	Jun	Jul	Aug	Sep	Oct	Nov	Dec	Jan	Feb	Mar	Total
1	\$4,843						\$448						\$5,291
2	\$4,843						\$448						\$5,291
3	\$4,843						\$448						\$5,291

### Equipment & Location

Location Name	Generator Make	Model	Serial	KW
Courthouse	GENERAC	SD0080GG174.5D18HBSY	50014030	80
Courthouse	GENERAC	SD0080GG174.5D18DPYY3	3015735105	80
Jail	MTU	900RXC6DT2	176010-1-1-0608	900

### Included PM Items

- ✓(18) 99-Point Inspection & Test on (3) units
- ✓(9) Engine Service on (3) units
- ✓(9) LoadBank - 2 Hours on (3) units

### Terms & Conditions

This proposal will expire on April 15, 2026.

This agreement will be in accordance with the following terms and conditions for a period of 3 years. Coverage dates are 04/01/2026 to 03/31/2029. In consideration of the agreements herein contained:

1. **Customer agrees to:** Remit Amount of \$5,291 for the first year of Planned Maintenance. Any optional Planned Maintenance service that the customer chooses to accept will be invoiced, in addition to the original Planned Maintenance fee, at the time the service is provided. Customer agrees to make payment upon receipt of invoice.
2. **CPS agrees to:** Perform Preventative Maintenance inspections and optional Preventative Maintenance items agreed to in this proposal. Work is to be performed during regular business hours 8:00 AM – 5:00 PM Monday through Friday. Customer will receive a copy of the CPS maintenance inspection report with all applicable areas filled out by the service technician. CPS shall also report any noted problems with Equipment and recommended courses of corrective action to the Customer.
3. **Customer also authorizes:** CPS to perform repairs deemed necessary for proper operation of the standby power system at time of inspection. The cost of repairs shall not exceed \$750 without customer authorization, and shall be



documented on the inspection report. Repairs estimated to exceed this amount will be referred to the Customer for action and additional authorization.

- 4. **Customer also authorizes:** CPS to perform a Diesel Fuel Top Off Service for an amount not to exceed \$0 without customer authorization. This service shall be documented on the inspection report. Cost for fuel service will be invoiced separately at CPS prevailing labor and fuel rates. Service Trucks are capable of providing up to 100 gallons, if approved pricing covers costs.
- 5. **CPS warrants its work:** For a period of 30 days from the date of service. This warranty is limited to failure as a result of workmanship and does not include failures resulting from improper or unauthorized installation, misuse, negligence, accident, over-loading, over-speeding, repairs made by someone other than CPS, fire, flood, vandalism, theft or any other acts beyond the control of CPS, while under agreement.
- 6. **Failures of new parts installed by CPS:** Failure of any new part(s) installed by CPS during the course of maintenance service shall be covered by the manufacturer's warranty of said part(s).
- 7. **Renewal:** Renewal of this agreement will require a Customer Contract.
- 8. **Cancellation:** This agreement may be cancelled by either party with a 60 day written notification.
- 9. **Registration/Training Fees:** If Buyer requires Seller to register with an entity, or incur additional costs such as licensing or training specific to the servicing requirements of Buyer's account, then Buyer agrees to reimburse Seller all costs affiliated with these fees. Costs include direct fees for registration plus 20% for Seller's administration.
- 10. **Limit of Liability:** Clifford Power System, Inc.'s liability under this agreement, if any, shall be limited to the contract amount of this agreement in no event shall CPS be liable for any consequential, incidental or exemplary damages, including, but not limited to, loss of profits or down time.

Clifford Power Systems and Customer have agreed to the above this day.

By David Carter Date 3/16/2026  
Clifford Power Systems-Representative

By Rodger S McFann Date MAR 24 2026  
Customer-Representative

**CLIFFORD  
POWER**

**GENERATOR PLANNED  
MAINTENANCE**


**YOUR PARTNER IN  
DEPENDABLE POWER**

Reducing Risk of Downtime,  
Loss and Liability

### WILL YOUR GENERATOR PERFORM DURING AN EXTENDED OUTAGE?

And what are the consequences if it fails? **Load bank testing** verifies 100% performance of your generator. It's the best method of confirming whether or not your system is capable of operating at capacity during an extended power outage.

- Beneficial for both gas and diesel generators
- Confirms cooling system operation
- Exposes hidden performance issues
- Eliminates wet-stacking and carbon build-up on diesel engines



### WE CAN PROTECT YOUR DIESEL FUEL

Filling a diesel generator tank is a costly investment. Standby generator fuel is stored for long periods of time, causing fuel degradation, which can lead to equipment failure. We offer solutions to protect your investment.

- Diesel fuel treatment
- Diesel fuel polishing
- Diesel fuel testing
- Diesel fuel top-off

### ELECTRICAL SYSTEM RELIABILITY

We offer in-depth services to maintain the electrical system integrity for critical generator applications.

- Thermal imaging
- Dead buss ATS service
- Megger testing

### REMOTE MONITORING SYSTEMS

Receive real-time notifications and check status from your desktop, tablet and smartphone.

**CLIFFORD  
POWER**

**LOCATIONS**

- ★ Corporate Office
- Branch Office
- Service Hub

### THE CLIFFORD ADVANTAGE

- We service all makes and models
- Available 24/7/365
- Largest technician team in the south-central U.S.
- Solely focused on power generation
- Code compliancy consultants
- Family owned since 1985

### GENERATOR

EQUIPMENT • SERVICE • RENTAL • PARTS

[cliffordpower.com](http://cliffordpower.com) • 1-800-324-0066

**PURCHASING  
COOPERATIVE  
PARTNERS**



## YOUR POWER IS OUR PRIORITY

Proactive maintenance is the key to reliability for your standby generator. We offer customized maintenance plans to meet your specific generator system needs, and our service team is available 24/7/365.

- ✔ We make it easy to do business with a smooth, hassle-free service experience from start to finish.
- ✔ We provide the most comprehensive inspection in the business. Our technicians conduct a 99-point inspection covering the entire standby generator system.
- ✔ We keep you protected by identifying issues before they become costly problems.
- ✔ We leave your equipment cleaner than we found it.
- ✔ We offer a completely paperless process to keep reporting information accurate and prompt.

## TRUE GENERATOR TECHNICIANS

We service all generator makes and models, and our technicians are certified through the Electrical Generating Systems Association (EGSA), the only nationally recognized power generation association.



## WE KEEP YOU COMPLIANT

With over 40 years of expertise on national and local standards, we help you avoid code compliancy issues while keeping your equipment safe and operational.



## INFO AT YOUR FINGERTIPS

Our Customer Portal provides generator maintenance documentation and Emergency Power Plans in real-time.



## GENERATOR PLANNED MAINTENANCE SCHEDULE

← MORE CRITICAL

LESS CRITICAL →

	The Joint Commission Failure could result in loss of life	NFPA 110 Failure could result in loss of life	Non-Regulated Business No life risk	Residence No life risk
Weekly Exercise	Weekly (automatic)	Weekly (automatic)	Weekly (automatic)	Weekly (automatic)
Weekly Inspections	Weekly (Use Clifford NFPA log)	Weekly (Use Clifford NFPA log)	Weekly	Weekly
30 Minute Transfer Test	Monthly (Use Clifford NFPA log)	Monthly (Use Clifford NFPA log)	Monthly	Monthly
99 Point Inspection	Quarterly	Quarterly	Semi-Annually	Annually
Engine Service & Oil Sample Test (Includes Lab analysis)	Annually	Annually	Annually	Annually
Replace Batteries	Every 2 Years	Every 2 Years	Every 2 Years	Every 2-Years
2-Hour Load Bank	Annually	Annually	Annually	As Recommended
4-Hour Load Bank	Every 3 Years	Every 3 Years	Every 3 Years	As Recommended
Diesel Fuel Sample Test (Includes Lab Analysis)	Annually (TJC spec)	Annually (NFPA spec)	Annually	As Applicable
Triennial Service (Belts/Hoses/Coolant)	Every 3 Years	Every 3 Years	Every 3 Years	As Recommended
Replace Air Filter	Every 3 Years	Every 3 Years	Every 3 Years	As Recommended
Coolant Sample Test (Includes Lab Analysis)	As Recommended by Planned Maintenance Consultant			
Diesel Fuel Treatment	As Recommended by Planned Maintenance Consultant			
Diesel Fuel Polishing	As Recommended by Planned Maintenance Consultant			
Diesel Fuel Top-Off	As Recommended by Planned Maintenance Consultant			
Megger Testing	As Recommended by Planned Maintenance Consultant			
Dead Buss ATS Service	As Recommended by Planned Maintenance Consultant			
Thermal Imaging	As Recommended by Planned Maintenance Consultant			
Remote Monitoring	When Alerts and Visibility are Desired			

..... Required by TJC or NFPA Standards



## Service Level Checks – Semi-Annual Planned Maintenance

### 99-POINT INSPECTION – TO BE PERFORMED SEMI-ANNUALLY

#### ENGINE ELECTRICAL (STARTING SYSTEM)

- **Batteries** – Check battery water level, age, specific gravity & perform load test. Clean batteries externally including cables & posts.
- **Alternator** – Visually inspect alternator & alternator belt. Measure & record alternator DC voltage output.
- **Glow Plugs** (where applicable) – Check for proper operation.
- **Battery Charger** – Visually inspect, measure & record DC voltage output.
- **Starting Motor** – Visually inspect, test for proper operation (Performed during engine start).
- **Spark Plugs** (where applicable) – Check spark plugs & spark plug wires condition & annotate recommendations for repair or replacement.
- **Distributor Cap** – (where applicable) – Inspect. Annotate recommendations for repair or replacement.

#### GENERATOR

- **Windings** – Visually inspect windings.
- **Bearings** – Inspect for proper lubrication.
- **Brushes/Diodes** – Visually inspect for wear.
- **Leads/Connections** – Visually inspect for wear.
- **Circuit Breaker** – Test for proper operation.
- **Mounts/Bolts** – Visually inspect for wear and/or damage.
- **Noise** – Annotate operational noise indicators of mechanical malfunctions.

#### SAFETY CONTROLS / CONTROL PANEL

- **Voltage** (where applicable) – Measure & record loaded & unloaded AC voltage.
- **Frequency** (where applicable) – Measure & record loaded & unloaded Hertz frequency.
- **Amperage** (where applicable) – Measure & record loaded amperage.
- **Auto Start/Stop** – Check for proper operation. If allowed, check for automatic start.
- **Shutdowns** – Visually inspect for wiring deterioration. Verify proper operation of shutdowns.
- **Pre-alarms** – Verify proper annunciation of pre-alarms.
- **Remote Annunciator** (where applicable) – Inspect for proper operation.

#### INSTRUMENTATION

- **Oil Pressure Gauge** – Check for proper operation. Measure & record oil pressure PSI.
- **Water Temperature Gauge** – Check for proper operation. Measure & record water temperature in degrees Fahrenheit.
- **Ammeter** - Check for proper operation. Measure & record amperage in DC amps.
- **AC Electric Meters** - Check for proper operation. Measure & record readings.
- **Control Panel Wiring** – Visually inspect for signs of wear & correct observed loose connections.

#### AIR INDUCTION & EXHAUST

- **Precleaner** – Visually inspect condition & clean when necessary.
- **Air Filter** – Inspect & clean air filter. Recommend replacement when necessary. Note condition of filter housing.
- **Intake** – Visually inspect & note condition of intake piping & gaskets.
- **Turbocharger** – Visually inspect turbocharger for leaks, physical condition, & annotate auditory indicators of wear.
- **Exhaust/Silencer** – Visually inspect for leaks & proper operation including rain cap (where applicable). Annotate anomalies in exhaust smoke.

## LUBRICATION SYSTEM

- **Lubrication Oil** – Check for proper oil level.
- **Crankcase Breather** – Clean breather (where applicable). Annotate condition & any excessive blow by.
- **Governor** – Check oil level.
- **Tubes, Lines, Seals & Gaskets** – Visually inspect for deterioration or indications of wear.

## COOLING SYSTEM

- **Radiator** – Visually inspect radiator core condition, annotate indications of coolant leakage or core blockage. Check coolant level.
- **Radiator Cap** – Check for indications of wear.
- **Coolant** – Measure & record antifreeze freeze point & PH level.
- **Hoses** – Visually inspect hoses, clamps, gaskets & connections.
- **Fan Assembly** – Visually inspect fan, fan bearing, pulleys & belts for indications of wear. Measure belt tension for proper operation.
- **Water Pump** – Visually inspect for proper operation, leaks, or audible indications of wear.
- **Jacket Water Heater** – Inspect for proper operation, indication of wear on heater & associated hoses & clamps.
- **Thermostat** – Check for proper operation

## FUEL SYSTEM

- **Fuel Lines & Connections** – Visually inspect for proper operation & indications of deterioration.
- **Priming Pump** (where applicable) – Verify proper operations & inspect for seal damage or deterioration.
- **Fuel Filters** – Visually inspect for damage, leaks, & proper operation.
- **Governor & Controls** – Inspect controls & linkage for proper operation.
- **Carburetor/Mixer** – Visually inspect & verify proper operation.
- **Day Tank/Fuel Cell** – Visually inspect for leaks & check for proper operation. Make note of water in fuel cell & level of fuel.

## ATS

- **Wiring & Contacts** – Visually inspect.
- **Connections Temp.** – Check temperature of connections with infrared temperature gun.
- **Contactors Operation** – If allowed, perform simulated power failure to test operation of contactor.
- **Timers & Controls** – Observe all time delays during simulated test.

## 99-POINT INSPECTION & ENGINE SERVICE – TO BE PERFORMED ANNUALLY

### ENGINE SERVICE INCLUDES:

- **Fuel System** – Fuel filter & fuel/water separator filter replacement. Check for proper seal & operation.
- **Lubricating System** – Replace oil filters. Inspect all gaskets & seals. Remove existing lubricating oil & dispose. Fill with fresh engine oil, Oil sampling analyzed by independent laboratory.
- **Generator** – Lubricate bearings if applicable.



**CLIFFORD**  
POWER



CUSTOMER PORTAL

View your generator  
maintenance documentation  
with our Customer Portal

**GENERATOR: EQUIPMENT, SERVICE, RENTAL**

**cliffordpower.com | 1-800-324-0066**

## GENERATOR LOAD BANK TESTING

### Why it's important

- **Load bank testing is the best method to confirm your generator is capable of operating successfully during a power outage**
- **Identify mechanical issues in advance, before a critical outage**
- **Ensure fuel quality and fuel delivery to the engine**

Your generator is an important investment and an essential asset for business continuance in the event of a power outage. As with any piece of mechanical equipment, proper maintenance is vital to its performance. Generators are typically out of sight and out of mind - often neglected until a critical power outage. When generators fail to perform, it's usually the result of a minor issue that could have been prevented with proper maintenance and testing.

During weekly exercising, the generator runs for a short period of time which doesn't confirm that it is capable of performing during an extended power outage. Load bank testing your generator helps ensure proper performance, providing peace of mind that your system is prepared to keep your facility up and running during an outage.

- Beneficial for both diesel and gaseous generators
- Confirms the cooling system can sustain cooling under heavy loads
- Confirms your generator is capable of running under load
- Exposes hidden performance issues
- Exposes fuel delivery or fuel volume issues
- Exposes fuel quality issues such as contaminants
- Prevents wet-stacking by cleaning engine of built-up carbon deposits




**Load Bank Testing Verifies 100% Performance of Your Generator**

## How it works

Load bank testing connects an ancillary load to the generator system at 100% of the generator's designed power output, assuring it can perform under heavy load conditions.

Weekly generator exercising is important, but only confirms that the generator system is capable of starting, running, and transferring the load. Load bank testing exposes issues that may not be identified during weekly exercising.



- A Clifford Power technician brings the equipment to your generator site and connects the load bank to the electrical output of your generator.
- The technician applies the appropriate electrical load steps from the load bank and documents the performance readings throughout the test.
- This proactive testing allows you to identify and address repairs on your schedule vs. trying to address them during a critical outage.

**Clifford Power is available 24/7/365 to support your emergency power needs**

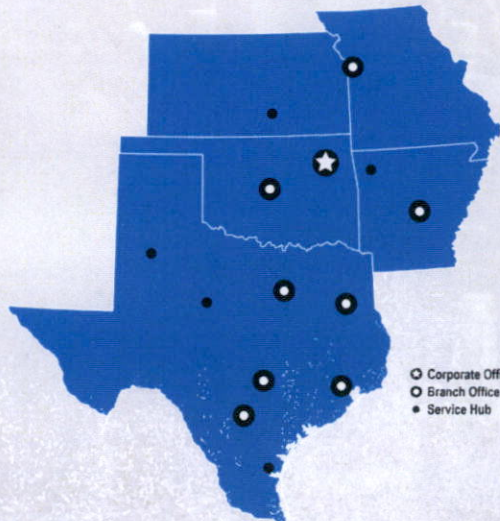


View your generator  
maintenance documentation  
with our Customer Portal



**CLIFFORD  
POWER**

[cliffordpower.com](http://cliffordpower.com) | 1-800-324-0066



Tulsa, OK  
Oklahoma City, OK  
Dallas-Fort Worth, TX  
Austin, TX  
Longview, TX  
San Antonio, TX  
Houston, TX  
Abilene, TX  
Lubbock, TX  
Corpus Christi, TX  
Little Rock, AR  
Springdale, AR  
Wichita, KS  
Kansas City, MO